



REPUBLIC OF KENYA  
THE NATIONAL TREASURY AND PLANNING

Telegraphic Address: 22921  
FINANCE – NAIROBI  
Fax No. 315779  
Telephone: 2252299

THE NATIONAL TREASURY  
P.O. Box 30007 - 00100  
NAIROBI  
KENYA

When replying please quote

Ref: ES 1/03 'Q' (80)


March 4, 2021

Mr. Michael R. Sialai, EBS

Clerk  
National Assembly  
Parliament Buildings  
NAIROBI

Dear *Sialai*,

*① ① Cn Hms*  
*8*  
*5/03*  
*② DK & P*  
*V pse deal.*  
*CNA*  
*9/3/2021*



RE: AMENDMENTS TO THE FY 2020/21 SUPPLEMENTARY ESTIMATES NO.I

Further to the submission of the Financial Year 2020/21, vide letter Ref. No. ES 1/03 'Q' (71) dated 3<sup>rd</sup> February, 2021 and various meetings held between Ministries, Departments and Agencies, the National Treasury and Planning, Budget and Appropriations Committee and the Departmental Committees of Parliament, we wish to submit amendments to the Supplementary Estimates No. I for consideration. Please find attached the said amendments as contained in Annex 1.


You are kindly requested to take the necessary action.

Yours

*Sialai*  
*[Signature]*

HON. (AMB.) UKUR YATANI, EGH  
CABINET SECRETARY/THE NATIONAL TREASURY & PLANNING

*③ MM*  
*For tabling - 09/03/2021*  
*Resolving - Evening sitting*  
THE NATIONAL ASSEMBLY  
PAPERS LISTED  
DATE: 08 MAR 2021  
TABLED BY: *WOM*  
CLERK-AT-TABLE: *Hon. Amos Kimunya*  
*09/03/2021*  
*Wanjiku*





Annex 1: Proposed Amendments to FY 2020/21 Supplementary Estimates No.1

MDAs/Programme Details	Supplementary Estimates No.1 Submission			National Treasury Proposed Amendments			Proposed Revised Changes			Remarks
	Current	Capital	Total	Current	Capital	Total	Current	Capital	Total	
10111 Executive Office of the President	2,090,756,522	3,626,956,237	5,717,712,759	480,000,000	(1,216,000,000)	(736,000,000)	2,570,756,522	2,410,956,237	4,981,712,759	(i) Kshs 400million for enhancement of operation and maintenance. (ii) Kshs 30million for rent shortfall. (iii) Kshs 50million for enhancement of O&M
0704000 State House Affairs	561,074,072	7,500,000	568,574,072	480,000,000		480,000,000	1,041,074,072	7,500,000	1,048,574,072	
0745000 Nairobi Metropolitan Services	1,829,682,450	3,679,456,237	5,149,138,687		(1,216,000,000)	(1,216,000,000)	1,529,682,450	2,403,456,237	3,933,138,687	Reduction on account of low absorption on Nairobi water renewal project. Installation of street lighting and improvement plan for Nairobi County
1021 State Department for Interior and Citizen Services	2,902,474,650	(731,680,875)	2,170,793,775	1,000,000,000	(1,500,000,000)	(500,000,000)	3,902,474,650	(2,231,680,875)	1,670,793,775	Kshs 1.0billion additional to cater for recruitment of police officers. It is self financing. The amount has been surrendered by the State Department for Correctional Services
0601000 Policing Services	(249,957,686)	(413,085,842)	(663,043,527)	1,000,000,000		1,000,000,000	750,042,315	(413,085,842)	336,956,473	Reduction on account of Kshs. 1.5billion National Secure Communication and surveillance
0602000 Planning, Policy, Coordination and Support Services	3,152,432,335	(318,595,033)	2,833,837,302		(1,500,000,000)	(1,500,000,000)	3,152,432,335	(1,818,595,033)	1,333,837,302	
1032 State Department for Devolution	10,568,151	(4,066,600,000)	(4,056,031,849)		2,503,689,253	2,503,689,253	10,568,151	(1,562,910,747)	(1,552,342,596)	(i)Kshs 2.115billion as reinstatement on account of KDSP & (ii) Kshs. 388.68million additional for Western Kenya Community Driven Devt
0712000 Devolution Services	10,568,151	(4,066,600,000)	(4,056,031,849)		2,503,689,253	2,503,689,253	10,568,151	(1,562,910,747)	(1,552,342,596)	
1035 State Department for Development of the ASAL	(317,850,540)	(1,819,905,134)	(2,137,755,674)	300,000,000		300,000,000	(17,850,540)	(1,819,905,134)	(1,837,755,674)	Reinstatement of Kshs.300m of salaries and utilities for NDMA
0733000 Accelerated ASAL Development	(317,850,540)	(1,819,905,134)	(2,137,755,674)	300,000,000		300,000,000	(17,850,540)	(1,819,905,134)	(1,837,755,674)	
1066 State Department for Early Learning & Basic Education	(1,120,001,478)	(50,000,000)	(1,170,001,478)	402,451,628		402,451,628	(717,549,850)	(50,000,000)	(767,549,850)	Kshs 402million to cater for salaries for Kenya Institute of Curriculum Development
0503000 Quality Assurance and Standards	(1,120,001,478)	(50,000,000)	(1,170,001,478)	402,451,628		402,451,628	(717,549,850)	(50,000,000)	(767,549,850)	

**THE NATIONAL ASSEMBLY**  
**DATE FOR LAYDOWN**  
**9 MAR 2021**  
**BLEED**  
 KDN  
 Ken. Annex  
 Kinyungu  
 (249,957,686)  
 (413,085,842)  
 (663,043,527)  
 1,000,000,000  
 (1,500,000,000)  
 (500,000,000)  
 3,902,474,650  
 (2,231,680,875)  
 1,670,793,775  
 Kshs 1.0billion additional to cater for recruitment of police officers. It is self financing. The amount has been surrendered by the State Department for Correctional Services

1  
 3/5/2021



MDAs/Programme Details	Current	Capital	Total	Current	Capital	Total	Current	Capital	Total
1071 The National Treasury	134,128,343	27,860,168,980	27,994,297,323	(6,184,906,551)	(9,038,563,395)	(15,223,469,946)	(6,050,778,208)	18,821,605,585	12,770,827,377
0718000 Public Financial Management	(2,683,968,320)	23,870,437,148	21,186,468,828	(2,000,000,000)	(9,038,563,395)	(11,038,563,395)	(4,683,968,320)	14,831,873,753	10,147,905,433
0717000 General Administration Planning and Support Services	2,818,095,663	3,989,731,832	6,807,828,495	(4,184,906,551)		(4,184,906,551)	(1,366,809,888)	3,989,731,832	2,622,921,944
1072 State Department for Planning	37,884,100	(10,087,126,910)	(10,049,242,810)	145,000,000	10,000,025,000	10,145,025,000	-	-	-
0706000 Economic Policy and National Planning	37,884,100	(10,087,126,910)	(10,049,242,810)	145,000,000	10,000,025,000	10,145,025,000			
1081 Ministry of Health	48,868,736	(1,139,351,214)	(1,090,482,478)	800,000,000	6,850,000,000	7,650,000,000	848,868,736	5,710,648,786	6,559,517,522
0401000 Preventive, Promotive & RMNCAH	1,306,050,142	10,084,983,786	11,391,033,928	500,000,000	850,000,000	1,350,000,000	1,806,050,142	10,934,983,786	12,741,033,928
0405000 Health Policy, Standards and Regulations	(757,181,406)	(11,120,280,000)	(11,877,461,406)		6,000,000,000	6,000,000,000	(757,181,406)	(5,120,280,000)	(5,877,461,406)
0403000 Health Research and Development	(500,000,000)	(104,055,000)	(604,055,000)	300,000,000		300,000,000	(200,000,000)	(104,055,000)	(304,055,000)
1091 State Department for Infrastructure	2,522,804,213	(1,701,937,985)	820,866,228	-	(3,570,000,000)	(3,570,000,000)	2,522,804,213	(5,271,937,985)	(2,749,133,772)
0202000 Road Transport	2,522,804,213	(1,701,937,985)	820,866,228				2,522,804,213	(5,271,937,985)	(2,749,133,772)
1092 State Department for Transport	(201,717,488)	33,308,794,154	35,907,076,666	200,000,000	(2,800,000,000)	(2,600,000,000)	(1,717,488)	33,308,794,154	33,307,076,666

Reduction of KShs 6532m for Equalization Fund, KShs. 1.35billion for Equity participation, KShs. 1billion under Contingency Fund, KShs. 2.0billion under Recurrent and KShs. 147million PIR under GESDEK

KShs 4.2billion reduction on account of Group Personal Assurance

KShs 10m for KIPRA on account of salaries and KShs.30m for VDS, KShs.75m for NCP& KShs 30m for NEPAD & KShs.10bn on account of NG-GDF

Reinstatement of Kshs. 500m for NACC on account of salaries, Kshs. 850million is on account of Kenya COVID-19 Emergency response project this is a donor funded project

Reinstatement of the cuts on account of Universal Health Coverage

Reinstatement of Kshs.300m on account of salaries for KEMRI

(i)Additional Kshs 400million for Masalani- Kotile-Gamba - Malindi road & (ii) Kshs.30m for Kisima-Kibirchwa - Kirua-Renyenye road & Reduction of Kshs. 4billion


10:56 AM

Approved by.....

2

3/6/2024

MDAs/Programme Details	Current	Capital	Total	Current	Capital	Total	Current	Capital	Total	
0203000 Rail Transport		36,108,794,154	36,108,794,154		(2,800,000,000)	(2,800,000,000)				Reduction of Kshs. 800million on account of rehabilitation of Nakuru-Kisumu MGR and Kshs 2billion on account of Naivasha-Longport MGR
0204000 Marine Transport	(201,717,488)	0	(201,717,488)	200,000,000		200,000,000	(1,717,488)			Reinstatement of Kshs 200million on account of shares for Kenya Ferry Services
1095 State Department for Public Works	(412,946,278)	(35,200,000)	(448,146,278)	400,000,000		400,000,000	(12,946,278)	(35,200,000)	(48,146,278)	Kshs 400 on account of salaries for National Construction Authority
0218000 Regulation and Development of the Construction Industry	(412,946,278)	(35,200,000)	(448,146,278)	400,000,000		400,000,000	(12,946,278)	(35,200,000)	(48,146,278)	
1108 Ministry of Environment and Forestry	(749,416,784)	(2,179,597,292)	(2,929,014,076)	940,000,000	230,000,000	1,170,000,000	190,583,216	(1,009,597,292)	(819,014,076)	Reinstatement of Kshs 200m for NEMA, Kshs 20m for NECC & Kshs 20m for NEIFUND
1002000 Environment Management and Protection	(22,787,114)	(31,623,572)	(54,410,686)	240,000,000		240,000,000	217,212,886	208,376,428	425,589,314	Reinstatement of Kshs 400m for KFS, Kshs 200m for KFRIL, Kshs 100m for KWTA, Kshs 230million for tree planting(Economic Stimulus Programme)
1018000 Forests and Water Towers Conservation	(726,629,670)	(2,147,973,720)	(2,874,603,390)	700,000,000	230,000,000	930,000,000	(26,629,670)	(1,217,973,720)	(1,244,603,390)	
1109 Ministry of Water & Sanitation and Irrigation	(585,507,997)	4,899,143,213	4,313,635,216	540,000,000	(3,200,000,000)	(2,660,000,000)	(45,507,997)	1,699,143,213	1,653,635,216	Reinstatement on account of salaries for Kenya Water Institute
1001000 General Administration, Planning and Support Services	(26,124,474)	30,000,000	3,875,526	10,000,000		10,000,000	(16,124,474)	30,000,000	13,875,526	
1004000 Water Resources Management	(129,190,861)	(231,400,328)	(360,591,189)	120,000,000		120,000,000	(9,190,861)	(231,400,328)	(240,591,189)	Reinstatement of Kshs 100m for WARMA and Kshs 20m for National Water Harvesting and Storage Authority on account of salaries for SAGAs





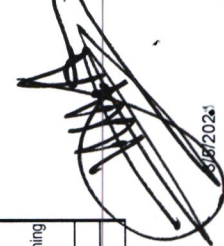
MDAs/Programme Details	Current	Capital	Total	Current	Capital	Total	Current	Capital	Total	Notes
1017000 Water and Sewerage Infrastructure Development	(312,494,567)	6,478,543,541	6,166,048,974	310,000,000	(2,800,000,000)	(2,490,000,000)	(2,494,567)	3,678,543,541	3,676,048,974	(j) Reinstatement on account of salaries for WS. Kshs. 50m, Kshs. 50M FOR Athi, Kshs. 20 for LVS, Kshs. 20 LVN, Kshs. 30 Rift Valley, Kshs. 100MC WWA, Kshs. 10 for Tana, Kshs. 20M for Nother Water Works & Kshs. 10m For Tanathi _ & (ii) Kshs. 3.3billion reduction on account on drilling of bores, Northern collector, Expansion works for Danodora Estate Sewerage and Nairobi Express way
1014000 Irrigation and Land Reclamation	(117,698,095)	(1,378,000,000)	(1,495,698,095)	100,000,000	(400,000,000)	(300,000,000)	(17,698,095)	(1,778,000,000)	(1,795,698,095)	(i) Reinstatement of Kshs. 100m for NIA on account of salaries for SAGAs & (ii) Kshs. 40million reduction on account of Galana Kulalu
1112 Ministry of Lands and Physical Planning	27,475,392	700,000,000	727,475,392	-	100,000,000	100,000,000	27,475,392	800,000,000	827,475,392	(i) Addition of Kshs. 500million for land digitization; & (ii) Reduction of Kshs. 400million for purchase of Land in the Coast Region
0101000 Land Policy and Planning	27,475,392	700,000,000	727,475,392		100,000,000	100,000,000	27,475,392	800,000,000	827,475,392	
1122 State Department for Information Communication Technology & Innovation	126,022,980	(22,000,000)	104,022,980	-	(300,000,000)	(300,000,000)	126,022,980	(322,000,000)	(195,977,020)	Reduction of Kshs. 300million on account of Government shared services
0217000 E-Government Services	126,022,980	(22,000,000)	104,022,980		(300,000,000)	(300,000,000)	126,022,980	(322,000,000)	(195,977,020)	
1123 State Department for Broadcasting & Telecommunications	2,169,153,347	(361,075,000)	1,808,078,347	126,000,000	-	126,000,000	2,295,153,347	(235,075,000)	2,060,078,347	Reinstatement of Kshs. 86million for GAA, Kshs. 20m for Kenya Year Book on account of salaries
0208000 Information And Communication Services	2,169,153,347	(326,575,000)	1,843,078,347	106,000,000		106,000,000	2,275,653,347	(220,575,000)	2,055,078,347	

*[Handwritten Signature]*

MDAs/Programme Details	Current			Capital			Total			Description
	Current	Capital	Total	Current	Capital	Total	Current	Capital	Total	
0209000 Mass Media Skills Development	(500,000)	(34,500,000)	(35,000,000)	20,000,000	-	20,000,000	19,500,000	(14,500,000)	5,000,000	Reinstatement of Kshs 20m for Kenya Institute of Mass Communication on account of salaries
1132 State Department for Sports	(260,584,343)	(10,862,672,790)	(11,123,257,133)	331,210,000	-	331,210,000	70,625,657	(10,862,672,790)	(10,792,047,133)	(i) Reinstatement of Kshs 17.2million for operations & (ii) Reinstatement of Kshs 100million on account of salaries for sports Kenya & (iii) Kshs 214million for the salaries and other mandatory expenditure for Sports, Arts and Social Development Fund
0901000 Sports	(260,584,343)	(10,862,672,790)	(11,123,257,133)	331,210,000	-	331,210,000	70,625,657	(10,862,672,790)	(10,792,047,133)	
1134 State Department for Culture and Heritage	(955,979,038)	(10,734,440)	(966,713,478)	638,110,000	-	638,110,000	(317,869,038)	(10,734,440)	(328,603,478)	Reinstatement of Kshs 368.9m on account of salaries for Museums Headquarters and Regional Museums
0902000 Culture/ Heritage	(665,332,352)	(27,800,000)	(693,132,352)	368,900,000	-	368,900,000	(296,432,352)	(27,800,000)	(324,232,352)	Reinstatement of Kshs 250million on account of salaries for Kenya National Library Services
0904000 Library Services	(270,714,725)	17,065,560	(253,649,165)	250,000,000	-	250,000,000	(20,714,725)	17,065,560	(3,649,165)	Reinstatement of Kshs 2million on account of salaries for Kenya Cultural Centre
0903000 The Arts	(16,491,721)	-	(16,491,721)	2,000,000	-	2,000,000	(14,491,721)	-	(14,491,721)	
0905000 General Administration, Planning and Support Services	(3,440,240)	-	(3,440,240)	17,210,000	-	17,210,000	13,769,760	-	13,769,760	Reinstatement of Kshs 17.2m on account of Operation and Maintenance
1132 Ministry of Energy	(200,050,000)	13,858,149,491	13,658,099,491	200,000,000	-	200,000,000	(50,000)	13,858,149,491	13,858,099,491	Salaries and utilities for SOC
0212000 Power Generation	(100,050,000)	4,618,000,000	4,517,950,000	100,000,000	-	100,000,000	(50,000)	4,617,950,000	4,617,950,000	Salaries and utilities for REREC
0213000 Power Transmission and Distribution	(100,000,000)	9,240,149,491	9,140,149,491	100,000,000	-	100,000,000	-	9,240,149,491	9,240,149,491	
1166 State Department for Fisheries, Aquaculture & the Blue Economy	204,165,111	(1,788,980,000)	(1,584,814,889)	300,000,000	-	300,000,000	504,165,111	(1,788,980,000)	600,000,000	Reinstatement of Kshs 300m on account of KMFRI for salaries
0111000 Fisheries Development and Management	204,165,111	(1,788,980,000)	(1,584,814,889)	300,000,000	-	300,000,000	504,165,111	(1,788,980,000)	600,000,000	



MDAs/Programme Details	Current	Capital	Total	Current	Capital	Total	Current	Capital	Total
<b>1169 State Department for Crop Development &amp; Agricultural Research</b>	11,658,140,840	(3,892,577,974)	7,765,562,866	1,015,000,000	-	1,015,000,000	12,673,140,840	(3,892,577,974)	8,780,562,866
01080000 Crop Development and Management	12,315,396,005	(3,759,390,946)	8,556,005,059	120,000,000	-	120,000,000	12,435,396,005	(3,759,390,946)	8,676,005,059
01070000 General Administration Planning and Support Services	(396,745,532)	(29,997,628)	(426,743,180)	475,000,000	-	475,000,000	78,254,448	(29,997,628)	48,256,820
01200000 Agricultural Research & Development	(260,509,613)	(103,189,400)	(363,699,013)	420,000,000	-	420,000,000	159,490,387	(103,189,400)	56,300,987
<b>1174 State Department for Trade and Enterprise Development</b>	(300,808,240)	166,255,608	(134,552,632)	393,832,740	-	393,832,740	93,024,500	166,255,608	259,280,108
03070000 Trade Development and Promotion	(300,808,240)	166,255,608	(134,552,632)	393,832,740	-	393,832,740	93,024,500	166,255,608	259,280,108
<b>1175 State Department for Industrialization</b>	(468,735,980)	(238,242,287)	(706,978,267)	454,770,000	-	454,770,000	(13,965,980)	-	(13,965,980)
03020000 Industrial Development and Investments	(130,965,980)	90,650,042	(40,315,938)	160,000,000	-	160,000,000	29,034,020	-	29,034,020
03030000 Standards and Business Incubation	(337,770,000)	(328,892,329)	(666,662,329)	294,770,000	-	294,770,000	(43,000,000)	-	(43,000,000)
<b>1184 State Department for Labour</b>	(212,629,984)	(932,426,063)	(1,145,056,047)	150,000,000	-	150,000,000	(62,629,984)	(932,426,063)	(995,056,047)
09070000 Manpower Development, Employment and Productivity Management	(212,629,984)	(932,426,063)	(1,145,056,047)	150,000,000	-	150,000,000	(62,629,984)	(932,426,063)	(995,056,047)
<b>1202 State Department for Tourism</b>	(2,657,045,218)	(760,900,000)	(3,417,945,218)	70,000,000	-	70,000,000	(2,587,045,218)	(760,900,000)	(3,347,945,218)

  
 2021



MDAs/Programme Details	Current			Capital			Total			
	Current	Capital	Total	Current	Capital	Total	Current	Capital	Total	
0306000 Tourism Development and Promotion	(2,657,045,218)	(760,900,000)	(3,417,945,218)	70,000,000		70,000,000	(2,587,045,218)	(760,900,000)	(3,347,945,218)	Reinstatement on account of salaries for Kshs 30m for TRA, Kshs 20m for Bomas & Kshs 20m for KTB
1212 State Department for Gender	21,724,863	524,000,000	545,724,863	15,349,411		15,349,411	37,074,274	524,000,000	561,074,274	Reinstatement of cuts on account of provision for GBV
0912000 Gender Empowerment	21,724,863	524,000,000	545,724,863	15,349,411		15,349,411	37,074,274	524,000,000	561,074,274	
1213 State Department for Public Service	(2,572,049,505)	(256,505,600)	(2,828,555,105)	433,231,914		433,231,914	(2,138,817,591)	(256,505,600)	(2,395,323,191)	Reinstatement of cut of Kshs 133 million on account of salaries
0710000 Public Service Transformation	(229,313,759)	(231,505,600)	(460,819,359)	133,611,664		133,611,664	(95,702,091)	(231,505,600)	(327,207,691)	Reinstatement of salaries for NYS
0747000 National Youth Service	(2,342,735,750)	(25,000,000)	(2,367,735,750)	299,620,250		299,620,250	(2,043,115,500)	(25,000,000)	(2,068,115,500)	Kshs 299.6million
1222 State Department for Regional and Northern Corridor Development	(93,144,741)	(264,350,100)	(357,494,841)	50,000,000		50,000,000	(43,144,741)	(264,350,100)	(307,494,841)	Reinstatement of the recurrent cut for salaries under the Ewaso Ngiro Development
1013000 Integrated Regional Development	(93,144,741)	(264,350,100)	(357,494,841)	50,000,000		50,000,000	(43,144,741)	(264,350,100)	(307,494,841)	
1252 State Law Office and Department of Justice	(142,700,000)	(62,000,000)	(204,700,000)	185,000,000		185,000,000	42,300,000	(62,000,000)	(19,700,000)	Kshs 10million for salaries under the Nairobi Centre for International Arbitrations
0609000 General Administration, Planning and Support Services	15,393,423	(98,000,000)	(82,606,577)	10,000,000		10,000,000	25,393,423	(98,000,000)	(72,606,577)	Kshs 40million is on account of reinstatement of salaries for SAGAs/Kshs 20m for Assets Recovery Agency, Kshs 10m for Registrar of Companies & Kshs 10m for Kenya Copyright Board
0606000 Legal Services	(24,215,498)		(24,215,498)	40,000,000		40,000,000	15,784,502		15,784,502	Kshs. 10m for Kenya Law reform, Kshs 5m for Auctioneer's Licensing Board, Kshs 20m for National Council for Law Reporting, Kshs 20m for Kenya School of Law and Kshs 80m for Council for Legal Education
0607000 Governance, Legal Training and Constitutional Affairs	(133,877,925)	36,000,000	(97,877,925)	135,000,000		135,000,000	1,122,075	36,000,000	37,122,075	
1261 The Judiciary	(29,157,697)	(162,918,000)	(192,075,697)		20,000,000	20,000,000	(29,157,697)	(142,918,000)	(172,075,697)	

MDAs/Programme Details	Current	Capital	Total	Current	Capital	Total	Current	Capital	Total	
0610000 Dispensation of Justice	(29,157,697)	(162,918,000)	(192,075,697)		20,000,000	20,000,000	(29,157,697)	(142,918,000)	(172,075,697)	Additional of Kshs.20million for the lease of doing business
1271 Ethics and Anti-Corruption Commission	200,000,000	(40,800,000)	159,200,000		40,800,000	40,800,000	200,000,000		200,000,000	Reinstatement of the development cut. Kshs.40.8million had already been committed
0611000 Ethics and Anti-Corruption	200,000,000	(40,800,000)	159,200,000		40,800,000	40,800,000	200,000,000		200,000,000	
2031 Independent Electoral and Boundaries Commission	536,493,140	(75,000,000)	461,493,140	345,000,000		345,000,000	881,493,140	(75,000,000)	806,493,140	Kshs. 345 for By-election for Garissa senatorial, Juja and Bonchari Members of Parliament and Ruru_CAW
0617000 Management of Electoral Processes	536,493,140	(75,000,000)	461,493,140	345,000,000		345,000,000	881,493,140	(75,000,000)	806,493,140	
<b>Total</b>	<b>11,410,335,077</b>	<b>46,200,886,019</b>	<b>57,611,221,096</b>	<b>3,730,049,142</b>	<b>(1,880,049,142)</b>	<b>1,850,000,000</b>	<b>14,957,500,119</b>	<b>45,712,181,074</b>	<b>62,554,496,082</b>	