

*Pages  
By Hon. A. ...  
...*

**PARLIAMENT  
OF KENYA  
LIBRARY**



**REPUBLIC OF KENYA**

28 APR 2016



**2016/2017**

**ESTIMATES OF REVENUE  
GRANTS AND LOANS**


**of the**

**Government of Kenya**

---

**for the year ending 30th June, 2017**

**April, 2016**




**Estimates of Revenue, Grants and  
Loans**

of the

Government of Kenya

---



## TABLE OF CONTENTS

### Tax Revenue

Taxes on Income, Profits and Capital Gains-----	1
Taxes on Payroll and Workforce-----	1
Taxes on Property-----	1
Taxes on Goods and Services-----	2
Taxes on International Trade & Transactions (customs) -----	2
Other Taxes (not elsewhere classified) -----	3

### Non Tax Revenue

Social Security Contributions-----	4
Property Income-----	4
Fines Penalties and Forfeitures-----	5
Other Receipts Not Classified Elsewhere-----	5
Sales of Goods and Services -----	6
Receipts from Sale of Non Financial Assets-----	8


### Grants

Grants from Foreign Governments-----	9
Grants from International Organizations-----	9
Grants from Other Level of Government -----	9
Receipts from Voluntary transfers other than grants-----	9

### Loans

Repayments from Domestic Lending and On-lending-----	10
Net Domestic Borrowing-----	11
Currency & Deposits, Accounts Payable, Clearing Transfers and Other liabilities (International borrowing)-----	11

---



TAX REVENUE						
Item	Details	Actual Receipts 2014/2015*	Revised Estimates 2015/2016**	Estimates 2016/2017	Estimates 2017/2018	Estimates 2018/2019
			Ksh	Ksh	Ksh	Ksh
	1110000 Taxes on Income, Profits and Capital Gains  (Receiver of Revenue - Principal Secretary to the National Treasury)					
1110100	Income Tax from Individuals (P.A.Y.E)	279,795,651,215	309,188,670,075	359,626,911,572	403,941,997,299	466,042,382,211
1110200	Income Tax from Corporations (Other Income Tax)	229,080,118,843	269,096,661,995	311,772,313,606	358,814,525,606	412,599,573,226
1110202	Refunds	(294,872,588)	(300,000,000)	(300,000,000)	(300,000,000)	(300,000,000)
	Net Income Tax	508,580,897,470	577,985,332,070	671,099,225,178	762,456,522,906	878,341,955,438
1110400	Exemptions	-	-	-	-	-
1110500	Income Tax Share of LATF	-	-	-	-	-
	Total Taxes on Income, Profits and Capital Gains	508,580,897,470	577,985,332,070	671,099,225,178	762,456,522,906	878,341,955,438
	1120000 Taxes on Payroll and Workforce					
	1130000 Taxes on Property  (Receiver of Revenue - Principal Secretary of Land, Housing and Urban Development, Principal Secretary to the National Treasury)					
1130100	Immovable Property (Stand Premia on Town Plots)	6,132,245	95,805,140	108,229,669	121,537,353	136,361,584
1130200	Financial & Capital Transactions					
1130202	Second Hand Motor Vehicle Purchase Tax					
1.1E-07	Capital Gains Tax		5,239,860,030	6,051,077,516	7,051,421,277	8,217,138,500
	Total Taxes on Property	6,132,245	5,335,665,170	6,159,307,186	7,172,958,630	8,353,500,084

Item	Details	Actual Receipts 2014/2015*	Revised Estimates 2015/2016**	Estimates 2016/2017	Estimates 2017/2018	Estimates 2018/2019
	1140000 Taxes on Goods and Services  (Receiver of Revenue - Principal Secretary to the National Treasury, Principal Secretary Ministry of Transport and Infrastructure, Principal Secretary Ministry of Energy, Principal Secretary Environment, Water and Natural Resources)					
1140100	VAT on Domestic Goods and Services	144,288,101,442	182,961,202,601	206,677,946,984	229,747,383,321	254,649,538,442
1140200	VAT on Imported Goods and Services	131,780,626,467	134,266,820,293	156,967,031,906	182,735,192,480	212,910,859,314
1140201	VAT Refund	(16,383,526,921)	(17,202,703,267)	(18,062,838,431)	(18,965,980,352)	(19,914,279,370)
1140202	VAT Remissions					
	Total VAT (Net)	259,685,200,988	300,025,319,627	345,582,140,459	393,516,595,449	447,646,118,386
1140300	Excise Receipts	118,366,770,490	139,674,982,534	171,810,178,230	195,225,728,960	216,521,795,098
1140302	Refunds	(2,495,046,696)	(2,500,000,000)	(2,500,000,000)	(2,500,000,000)	(2,500,000,000)
1140400	Taxes on Specific Services					
	Total Taxes on Goods and Services (Net)	375,556,924,782	437,200,302,161	514,892,318,690	586,242,324,409	661,667,913,484
	1150000 Taxes on Inter. Trade & Transactions  (Receiver of Revenue - Principal Secretary to the National Treasury)					
1150100	Receipts from Customs and Other Import Duties					
1150101	Customs Duties	74,246,088,438	83,927,683,802	96,581,487,437	108,456,936,153	121,792,564,101
1150102	Refunds	(198,364,632)	(300,000,000)	(300,000,000)	(300,000,000)	(300,000,000)
1150200	Import Levies					
1150300	Exemptions on customs and other Import duties					
1150400	Other Taxes on International Trade and Transactions					
1150401	Import Declaration and Inspection Fees	26,993,179,971	26,141,421,783	30,531,582,770	34,285,679,492	38,467,594,076
1150402	Railway development levy (RDL)	19,246,973,207	17,950,867,632	20,228,355,892	22,715,590,311	25,186,270,697
	Total Taxes on International Trade & Transactions (Net)	101,040,903,757	109,769,105,585	126,813,070,207	142,442,615,645	159,960,158,177



Item	Details	Actual Receipts 2014/2015*	Revised Estimates 2015/2016**	Estimates 2016/2017	Estimates 2017/2018	Estimates 2018/2019
	1160000 Other Taxes (not elsewhere classified)  (Receiver of Revenue - Principal Secretary to the National Treasury)					
1160100	Other Taxes Not Elsewhere Classified					
1160101	Stamp duty	11,472,938,261	11,575,610,563	13,076,798,359	14,684,692,919	16,475,823,572
1160102	Refunds	(5,177,563)	(6,000,000)	(6,000,000)	(6,000,000)	(6,000,000)
1160200	Taxes Not Elsewhere Classified Collected as AIA	-	-	-	-	-
	Total Other Taxes not elsewhere classified and (Net)	11,467,760,698	11,569,610,563	13,070,798,359	14,678,692,919	16,469,823,572
	Total Tax Revenue	996,652,618,951	1,141,860,015,549	1,332,034,719,619	1,512,993,114,509	1,724,793,350,754
	NON TAX REVENUE					
1140500	Fees on use of Goods and on Permission to use the Goods or to Perform Services and Activities  (Receiver of Revenue - Principal Secretary of Land, Housing and Urban Development, Investment Secretary to the National Treasury )					
1140504	Interest Received	1,608,601,213	1,847,976,966	2,622,288,557	2,753,402,985	2,891,073,134
1140506	Licences under Traffic Act	2,824,726,030	3,751,291,712	4,237,779,514	4,758,847,625	5,339,296,798
1140511	Licences under the Communications Act	-	-	-	-	-
1140600	Receipt from Royalties	-	-	-	-	-
1140601	Mining, Royalties, Fees and Licences	647,781,613	654,259,429	662,437,672	745,559,556	782,837,533
1140700	Taxes on Goods and Services Collected as AIA					
1140703	Petroleum Development Levy (PDL)	1,458,700,000	1,473,287,000	1,488,019,870	1,502,900,069	1,517,929,069
1140705	Road Maintenance Levy (RML)	26,065,272,000	26,325,924,720	25,718,722,000	28,033,406,980	30,556,413,608
1140706	Road Maintenance Levy (Annuity Fund)	-	-	12,700,000,000	13,843,000,000	15,088,870,000
1140800	Other Taxes on Goods and Services	-	-	-	-	-
	Total (Excl.PDL and RML)	4,433,327,243	5,599,268,678.11	6,860,068,071	7,512,250,611	8,230,369,932

Item	Details	Actual Receipts 2014/2015*	Revised Estimates 2015/2016**	Estimates 2016/2017	Estimates 2017/2018	Estimates 2018/2019
	1210000 Social Security Contributions  (Receiver of Revenue -Principal Secretary to the National National Treasury)					
1210100	Health Insurance Contribution	-	-	-	-	-
1210200	NHIF for Health Insurance Contributions	-	-	-	-	-
1210300	Contribution from Government Employees to Social and Welfare Schemes within Government	123,454,744	129,627,481	147,487,548	165,622,295	185,823,682
	<b>Total Social Security Contributions</b>	<b>123,454,744</b>	<b>129,627,480.78</b>	<b>147,487,548.04</b>	<b>165,622,294.76</b>	<b>185,823,682.05</b>
	1410000 Property Income  (Receiver of Revenue - Principal Secretary of Land, Housing and Urban Development , Investment Secretary to the National Treasury )					
1410100	Interest Received					
1410101	Interest	-	-	-	-	-
1410200	Profits and Dividends					
1410201	Dividends from Central Bank of Kenya(CBK)	-	-	-	-	-
1410202	Other Profits and Dividends	12,872,590.015	16,761,841.429	14,530,359.108	15,440,847.296	16,408,039.869
1410203	Surplus funds from Regulatory Authority	1,158,803.130	4,818,000.000	5,135,000.000	5,391,750.000	5,661,337.500
1410300	Withdrawals from Income of quasi- corporations	-	-	-	-	-
1410400	Rents on land, houses and buildings					
1410401	Rent of Land	1,637,466.677	1,283,562.416	1,897,437.406	2,150,814.936	2,433,947.302
1410402	Rent of Government Buildings and Housing	136,751.792	138,119.310	145,025.276	152,276.540	159,890.366
1410500	Other Property Income Collected as AIA	-	-	-	-	-
1410501	Rent of Land and Buildings	-	-	-	-	-
	<b>Total Property Income</b>	<b>15,805,611,615</b>	<b>23,001,523,155</b>	<b>21,707,821,790</b>	<b>23,135,688,772</b>	<b>24,663,215,037</b>

Item	Details	Actual Receipts 2014/2015*	Revised Estimates 2015/2016**	Estimates 2016/2017	Estimates 2017/2018	Estimates 2018/2019
	1430000 Fines, Penalties and Forfeitures  (Receiver of Revenue - Registrar of High Court)					
1430100	Fines, Penalties and Forfeitures and Other Charges	2,490,948,629	1,425,682,113	1,610,572,281	1,808,604,731	2,029,205,011
	Total Fines Penalties and Forfeitures	2,490,948,629	1,425,682,113	1,610,572,281	1,808,604,731	2,029,205,011
	1450000 Other Receipts Not Classified Elsewhere  (Receiver of Revenue - Principal Secretary to the National Treasury)					
1450100	Other receipts paid to Exchequer (Miscellaneous Revenue)	3,609,623,902	3,445,197,675	4,527,226,095	5,083,883,927	5,703,978,632
1450101	Sundry Revenue					
1450200	Other receipts collected as AIA					
1450212	Direct Payment - Maintenance of Airstrips					
	Total Other Receipts Not Classified Elsewhere	3,609,623,902	3,445,197,675	4,527,226,095	5,083,883,927	5,703,978,632

Item	Details	Actual Receipts 2014/2015*	Revised Estimates 2015/2016**	Estimates 2016/2017	Estimates 2017/2018	Estimates 2018/2019
1420000	Sales of Goods and Services  (Receiver of Revenue - Principal Secretary to the National Treasury, Principal Secretaries of Ministries of Land, Housing and Urban Development, Ministry of Interior and Coordination of National Government, Solicitor General, Information, Communication and Technology, EAC, Commerce and Tourism Tourism, Transport and					
1420100	Sales of Market Establishments					
1420200	Administrative Fees and Charges					
1420201	Fees under Traffic Act					
1420202	Motor Driver's Licences					
1420203	Other Land Revenue		92.940.442	97.587.464	102.466.837	107.590.179
1420204	Land Adjudication and Case Fees		40.000	42.000	44.100	46.305
1420205	Sale of Freehold Interest in Agricultural	444.250	77.595	81.475	85.548	89.826
1420207	Auctioneers Registration Fees					
1420208	Official Receiver's Fees	270.500	273.205	286.865	301.209	316.269
1420209	Registration of Companies	280.849.720	241.530.759	247.569.028	309.947.480	325.444.854
1420210	Registration of Trade Unions	0		0	0	0
1420211	Registration of Coat of Arms	426.000	430.260	451.773	474.362	498.080
1420212	Registration of Business Names	4.956.400	5.005.964	5.256.262	5.519.075	5.795.029
1420213	Registration of Marriages	88.174.726	74.948.517	76.822.230	90.663.342	95.196.509
1420214	Registration of Hire Purchase Agreement	3.179.558	3.211.354	3.371.921	3.540.517	3.717.543
1420215	Registration of Societies	8.414.964	7.994.215	8.393.926	8.813.622	9.254.304
1420216	Examination and Tuition Fees	144.800	146.248	153.560	161.238	169.300
1420217	Conveyance Fees	2.741.310	2.768.725	2.837.941	2.979.838	3.128.830
1420218	Registration of Newspapers, Books and Periodicals	142.650	144.077	151.280	158.844	166.787
1420219	Land Valuation Fees	7.525.845	7.902.137	8.297.244	8.712.106	9.147.712

Item	Details	Actual Receipts 2014/2015*	Revised Estimates 2015/2016**	Estimates 2016/2017	Estimates 2017/2018	Estimates 2018/2019
1420220	Land Registration Fees	21,854.881	22,947.625	24,095.006	25,299.757	26,564.744
1420223	Licence Fees	51,174.607	2,687.938	2,755.136	2,892.893	3,037.538
1420224	Registration of Births and Deaths	0	0	0	0	0
1420225	Immigration Visas and Other Consular Fees	2,409,319,841	2,529,785.833	2,656,275.124	2,895,495.759	3,040,270.547
1420226	East African Community Tourist Visa Fees	100,000.000	101,000.000	103,525.000	108,701.250	114,136.313
1420227	Passport Fees	10,861,330	10,318.264	10,576.220	206,686.739	289,239.812
1420228	Work Permit Fees	1,488,820.736	1,786,584.883	2,075,914.128	2,352,366.828	2,469,985.170
1420229	Identity Card Fees	0	0	0	0	0
1420230	Other Immigration Fees	677,920.826	440,648.537	551,664.751	679,247.988	713,210,388
1420231	Estate Duty Fees	-	-	-	-	-
1420232	Public Trustee Fees	34,953,052	32,205.400	33,010.535	34,661.061	36,394.114
1420233	Business Names Search Fees	2,800,000	2,660.000	2,726.500	3,462.825	3,635.966
1420234	Surcharge fees	-	-	-	-	-
1420235	Certificate of Good Conduct Fees	0	0	0	0	0
1420236	Hire of Security Services fees	0	0	0	0	0
1420237	Agency fees	-	-	-	-	-
1420238	Lottery Permit fee	-	-	-	-	-
	<b>Total Administrative Fees and Charges</b>	<b>5,194,975,996</b>	<b>5,366,251,975</b>	<b>5,911,845,370</b>	<b>6,842,683,219</b>	<b>7,257,036,117</b>
1420300	Administrative Fees and Charges Collected as AIA	-	-	-	-	-
1420400	Incidental Sales by Non-Market Establishments	-	-	-	-	-
1420501	KOSF Storage Charges	-	-	-	-	-
1420407	Course Fees and Hostel Charges	-	-	-	-	-
1420500	Sales by Non-Market Establishments Collected as AIA	-	-	-	-	-
1420600	Receipts from Sale of Incidental Goods	-	-	-	-	-
1420601	Sale of Tender Documents	2,417,000	2,237,850	2,282,607	2,396,737	2,516,574
	<b>Total Receipts from Incident sales of goods and services</b>	<b>2,417,000</b>	<b>2,237,850</b>	<b>2,282,607</b>	<b>2,396,737</b>	<b>2,516,574</b>
	<b>Total Sales of Goods and Services(excluding sales of market establishments)</b>	<b>5,197,392,996</b>	<b>5,368,489,825</b>	<b>5,914,127,977</b>	<b>6,845,079,957</b>	<b>7,259,552,691</b>

Item	Details	Actual Receipts 2014/2015*	Revised Estimates 2015/2016**	Estimates 2016/2017	Estimates 2017/2018	Estimates 2018/2019
350000	Receipts from Sale of Non Financial Assets					
	(Receiver of Revenue - Principal Secretary to the National Treasury, Ministry of Interior & Coordination of Land, Housing and Urban Development, National Government, State Law Office, Information, Communication and Technology, EAC, Commerce and Tourism, Transport & Infrastructure)					
3510000	Receipts from the Sale of Fixed Assets					
3510200	Receipts from the Sale of Buildings					
3510201	ALA Receipts from the Sale of Buildings - Residential					
3510500	Receipts from the Sale of Vehicles and Transport Equipment - Paid to Exchequer					
3510501	Sale of Motor Vehicles	1,292,350	1,305,274	1,370,537	1,439,064	1,511,017
3510800	Receipts from the Sale of Plant Machinery and Equipment					
3510801	Sale of Plant, Machinery and Equipment					
3510802	Sale of household Furniture and Institutional Equipment					
3510803	Sale of Office and General Equipment					
3511001	Sale of Cultivated Assets (Livestock)					
3520000	Receipts from the Sales of Inventories, Stocks, and Commodities					
3520200	Receipts from the Sale of Inventories, Stocks, and Commodities - Paid to Exchequer					
3520201	Sale of Capital Goods					
3520202	Sale of Equipment, Plant and Machinery					
3520203	Sale of Non-Capital Goods (Fertilizer)					
3520204	Sale of Goods and Fees for Services	1,800,000,000	1,818,000,000	1,840,725,000	1,932,761,250	2,029,399,313
3520205	Sale of Woodfuel Burners (IKOS)	842,534,724	843,960,071	888,258,075	932,670,979	979,304,527
3540000	Disposal and Sales of Non-Produced Assets					
3540300	Receipts from the Sale of Intangible Assets					
3540302	Fishing Rights	210,980,547	215,200,158	225,960,166	238,258,174	250,171,083
3540303	Being Control	3,127,271	3,158,544	3,283,635	3,447,817	3,620,207
	<b>Total Receipts From Sale of Non Financial Assets</b>	<b>2,857,934,892</b>	<b>2,883,624,047</b>	<b>2,959,597,413</b>	<b>3,108,577,283</b>	<b>3,264,006,147</b>
	<b>Total Non Tax Revenue</b>	<b>34,518,294,021</b>	<b>41,853,412,974</b>	<b>43,726,901,176</b>	<b>47,659,707,575</b>	<b>51,336,151,134</b>
	<b>Total Ordinary Revenue</b>	<b>1,031,170,912,972</b>	<b>1,183,713,428,523</b>	<b>1,375,761,620,795</b>	<b>1,560,652,822,084</b>	<b>1,776,129,501,888</b>

Item	Details	Actual Receipts 2014/2015*	Revised Estimates 2015/2016**	Estimates 2016/2017	Estimates 2017/2018	Estimates 2018/2019
<b>GRANTS</b>						
	<b>1310000 Grants from Foreign Governments</b> (Receiver of Revenue - Principal Secretary to the National Treasury)					
1310100	Grants from Foreign Governments - Cash Through Exchequer	6,630,707.035	4,358,627.981	4,019,820,409	4,027,860,050	4,035,915,770
1310101	Grants from Foreign Governments - Cash Through Exchequer-DANIDA	733,650,000	844,000,000	422,300,000	422,300,000	422,300,000
1310102	Grants from Foreign Governments - Cash Through Exchequer-Debt Swap	527,230,000	500,000,000	500,000,000	500,000,000	500,000,000
1310200	Grants from Foreign Governments - Direct Payments - Treated as AIA	5,168,639.833	16,322,980.901	15,594,537.454	15,625,746.569	15,656,998.062
	<b>Total Grants from Foreign Governments</b>	<b>13,060,226,868</b>	<b>22,025,608,882</b>	<b>20,536,677,863</b>	<b>20,575,906,619</b>	<b>20,615,213,832</b>
	<b>1320000 Grants from International Organizations</b> (Receiver of Revenue - Principal Secretary to the National Treasury)					
1320101	Grants from International Organizations - Cash Through Exchequer	-	13,662,473,058.68	12,600,453,233	12,625,654,139	12,650,905,448
1320102	AMISOM grants	3,842,805,468	6,440,000,000	6,440,000,000	6,100,000,000	6,100,000,000
1320200	Grants from International Organizations - Treated as AIA	10,929,169,158	34,515,196,489	32,974,933,804	33,040,883,672	33,106,965,439
1320201	Current Grants from International Organizations	-	-	-	-	-
	<b>Total Grants from International Organizations</b>	<b>14,771,972,626</b>	<b>54,617,669,548</b>	<b>52,015,387,037</b>	<b>51,766,537,811</b>	<b>51,857,870,887</b>
	<b>1330000 Grants from Other Levels of Government</b> (Receiver of Revenue - Principal Secretary to the National Treasury)					
1330100	Grants to Central Government from General Government Units	-	-	-	-	-
1330101	Proceeds from Rights Issue NBK	-	-	-	-	-
1330200	Grants to Local Authorities from General Government Units	-	-	-	-	-
1330300	Grants to Fund Accounts from Central Government Budget	-	-	-	-	-
1330400	Grants to Other General Government Units from General Government Units	-	-	-	-	-
1330401	Funds Management Fees Received by Ministry of Finance from Local Authorities Transfer Fund	-	-	-	-	-
	<b>Total Grants from Other Levels of Government</b>	<b>-</b>	<b>-</b>	<b>-</b>	<b>-</b>	<b>-</b>
	<b>Total Grants</b>	<b>27,832,199,494</b>	<b>76,643,278,430</b>	<b>72,552,064,900</b>	<b>72,342,444,430</b>	<b>72,473,084,719</b>

Item	Details	Actual Receipts 2014/2015*	Revised Estimates 2015/2016**	Estimates 2016/2017	Estimates 2017/2018	Estimates 2018/2019
	1440000 Receipts from Voluntary transfers other than grants (Receiver of Revenue - Principal Secretary to the National Treasury)					
1440100	Current Grants from International NGOs - paid through Exchequer	-	-	-	-	-
1440200	Capital Grants from International NGOs - paid through Exchequer	-	-	-	-	-
1440300	Current Grants from International NGOs - collected as AIA	-	-	-	-	-
1440400	Capital Grants from International NGOs - collected as AIA	-	-	-	-	-
1440500	Other Voluntary Transfers for Current purposes	-	-	-	-	-
1440600	Other Voluntary Transfers for Capital purposes	-	-	-	-	-
	Total Receipts from Voluntary transfers other than grants	-	-	-	-	-
	Total Grants and Voluntary Transfers	27,832,199,493.5	76,643,278,430.000	72,552,064,900.0000	72,342,444,429.8000	72,473,084,718.6596
LOANS						
	4510000 Repayments from Domestic Lending and On-lending (Receiver of Revenue - Investment Secretary to the National Treasury)					
4510100	Loans to Government Agencies and Other Levels of Government	-	-	-	-	-
4510200	Loans to Non-Financial Public Enterprises	2,694,798.173	2,365,958,458	3,733,009,785	2,474,636,649	2,544,185,638
4510300	Loans to Financial Institutions	202,574,683	212,703,417	223,338,587	234,505,517	246,230,793
4510400	Loans to Individuals and Households	-	-	-	-	-
4510500	Other Lending and On-lending	-	-	-	-	-
4540108	Reimbursement within Central Government	-	-	-	-	-
	Total Repayments from Domestic Lending and On-lending	2,897,372,855	2,578,661,875	3,956,348,372	2,709,142,166	2,790,416,431



Item	Details	Actual Receipts 2014/2015*	Revised Estimates 2015/2016**	Estimates 2016/2017	Estimates 2017/2018	Estimates 2018/2019
5110000	Domestic Borrowing (Receiver of Revenue - Principal Secretary to the National Treasury)					
5110200	Net Domestic Borrowing	251,102,038,753	191,148,662,011	241,042,267,789	302,273,335,082	271,764,267,018
5120000	Currency & Deposits, Accounts Payable, Clearing Transfers and Other liabilities (Receiver of Revenue - Principal Secretary to the National Treasury)					
5120100	Foreign Borrowing drawn through Exchequer					
5120101	Borrowing from Foreign Governments	30,310,028,919	6,705,131,796	8,439,005,000	53,447,823,926	64,511,523,479
5120102	Borrowing from International Organizations		37,087,487,167	39,175,120,516	41,133,876,542	43,190,570,369
5120103	Borrowing from Foreign Financial Corporations and Other International Financial Institutions (Commercial loans)	74,961,001,487	154,332,000,000	153,778,221,803	150,000,000,000	125,000,000,000
5120104	Program Loan (Social Safety Net Budget Support)	3,454,127,541	8,213,020,000	3,855,000,000		
5120200	Foreign Borrowing - Direct Payments					
5120201	Borrowing from Foreign Governments	127,819,669,880.87	204,755,707,178	216,570,244,479	170,889,158,317	189,146,282,190
5120202	Borrowing from Foreign Governments (Export Credit)					
5120203	Borrowing from International Organizations	60,029,420,601.83	96,161,776,026	81,239,770,355	64,103,893,917.69	70,952,501,187.83
	Total Currency & Deposits, Accounts Payable, Clearing Transfers and Other liabilities	296,574,248,430	507,255,122,167	503,057,362,153	479,574,752,703	492,800,877,226
	Total Borrowing and Repayments	550,573,660,039	700,982,446,053	748,055,978,315	784,557,229,951	767,355,560,675
		SUMMARY				
	Ordinary Revenue (Excl. Refunds)	1,031,818,694,585	1,184,367,687,952	1,376,424,058,467	1,561,398,381,640	1,776,912,339,421
	Appropriations-in- Aid	75,952,901,095	111,011,051,502	124,187,664,020	134,009,765,596	143,417,293,367
	Total Revenue	1,107,771,595,680	1,295,378,739,454	1,500,611,722,487	1,695,408,147,236	1,920,329,632,788
	Total Grants and Voluntary Transfers	27,832,199,494	76,643,278,430	72,552,061,900	72,342,411,430	72,473,084,719
	Total Borrowing and Repayments	550,573,660,039	700,982,446,053	748,055,978,315	784,557,229,951	767,355,560,675
	Net mean excluding Refunds					
Note:	**Revised figures reflects,projected outcome based on trend information					
	* The Actuals are preliminary pre-audited figures					

